

## Product Change Notice (PCN)

**Subject:** Assembly factory and front-end process change for Shunt Regulator IC (SOP-8)

**Publication Date:** 3/11/2024

**Effective Date:** 3/31/2025

**Revision Description:**

Initial Release

**Description of Change:**

Assembly factory and front-end process will be changed for Shunt Regulator IC.

< Production site >

	Production site
After the change of assembly factory	UTL : UTAC Thai Limited (Thailand)

<Part number>

Part number will be changed since the plating specification is different.

Before the change	After the change
UPCxxx -A	UPCxxx -AX

※For details, please see the list of Affected Product in this document.

<Material>

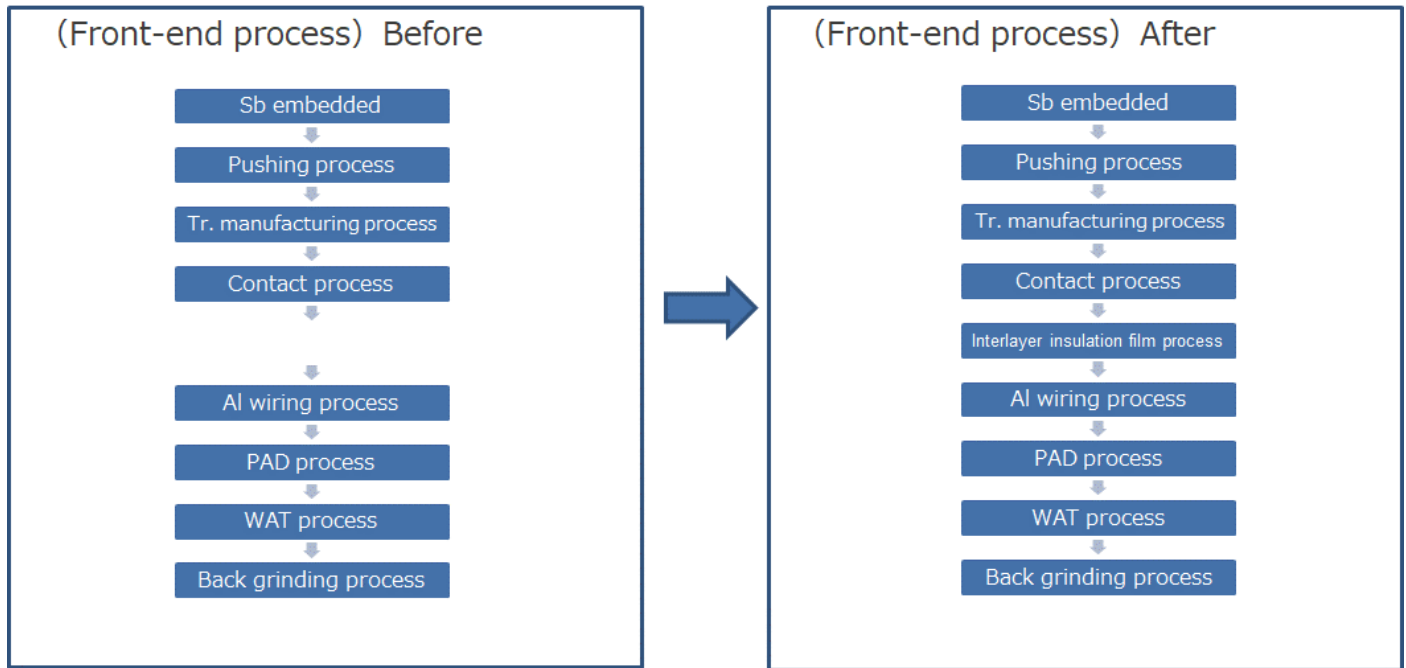
Assembly process

Some materials are different, but these materials have been mass-produced.

Material	Before the change	After the change
Lead flame	Fe-based	Cu-based (Palladium Pre-Plated Lead Frame)
Resin	Epoxy resin	Epoxy resin (Halogen free)
Planting	Sn-Bi	Pd (Palladium Pre-Plated Lead Frame)
Wire	Au(23um)	Au(25um)

< Front-end process change >

The interlayer insulation film is added to the process.



**Affected Product List:**

No	Part number before change	Part number after change	Quality level
1	UPC1093G(20)-E1-A	UPC1093G(20)-E1-AX	High Quality
2	UPC1093G-1-E1-A	UPC1093G-1-E1-AX	Standard Quality
3	UPC1093G-A	UPC1093G-AX	Standard Quality
4	UPC1093G-E1-A	UPC1093G-E1-AX	Standard Quality
5	UPC1093G-E2-A	UPC1093G-E2-AX	Standard Quality

**Reason for Change:**

The change in assembly factory is due to the closure of the current assembly factory and for stable supply in the future.

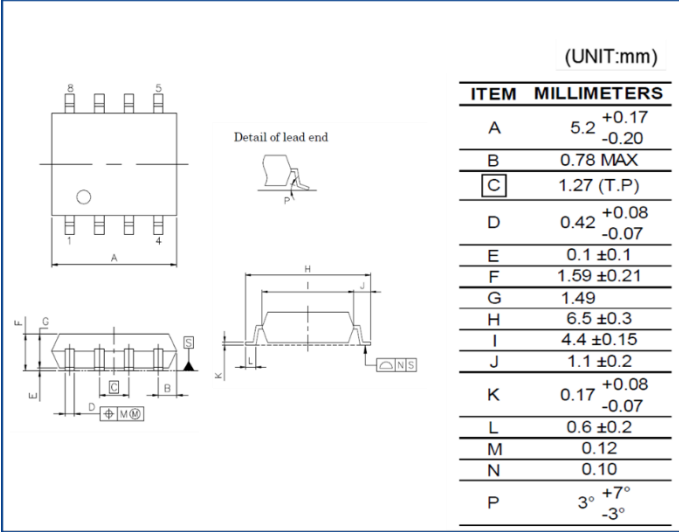
The change in the front-end process is due to the need to add an interlayer insulation film process because of halogen-free resin in SOP-8.

Impact on Fit, Form, Function, Quality & Reliability:

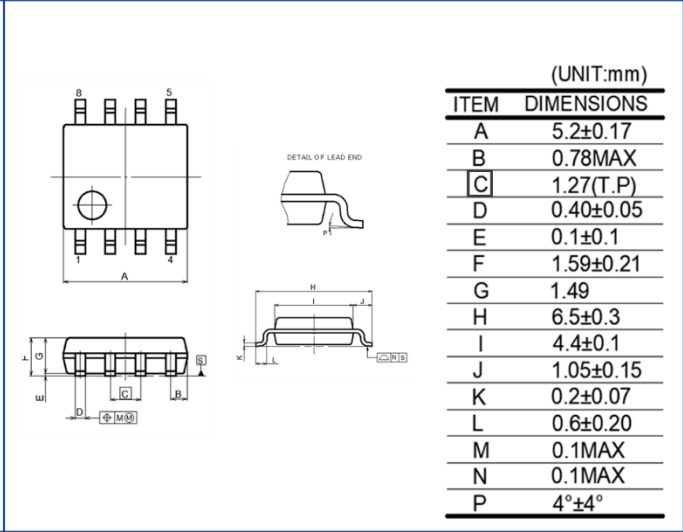
<Form>

There are some differences in dimensions in the outline drawing, but the recommended foot pattern is not change.

Before the change



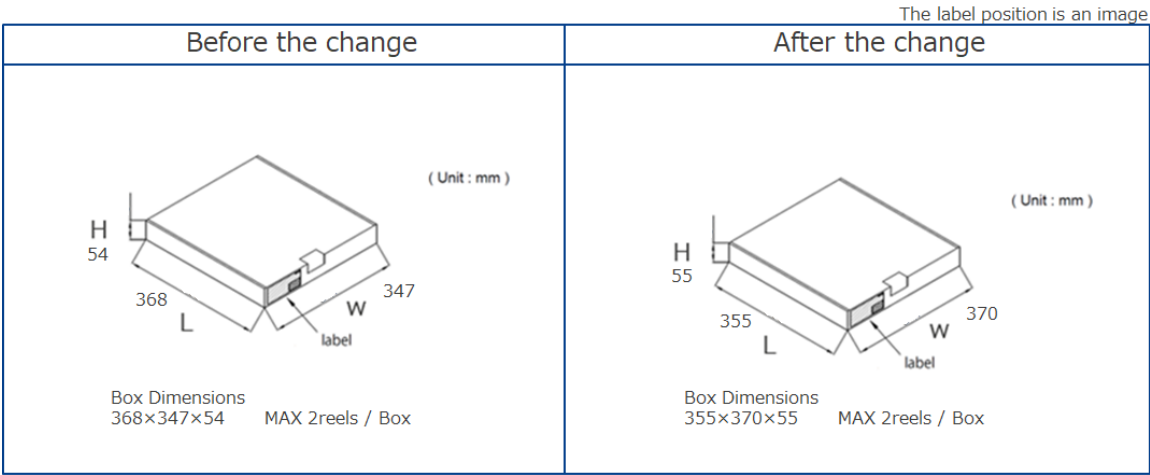
After the change



< Packing specifications >

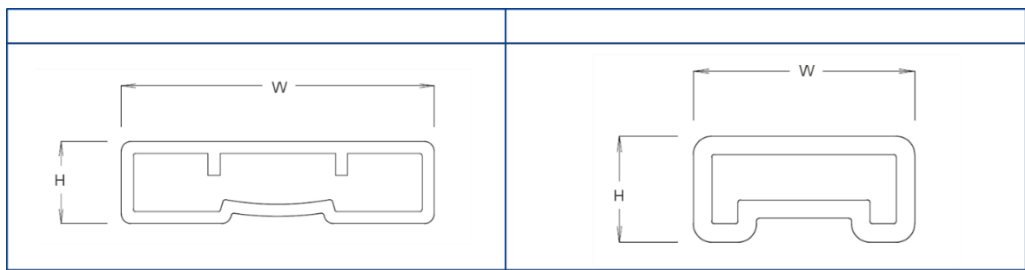
The size of the tape product packaging box changes as shown below.  
This is the standard specification that have a proven track record in mass production.

Before (L×W×H)	After (L×W×H)
368×347×54 (mm)	355×370×55 (mm)



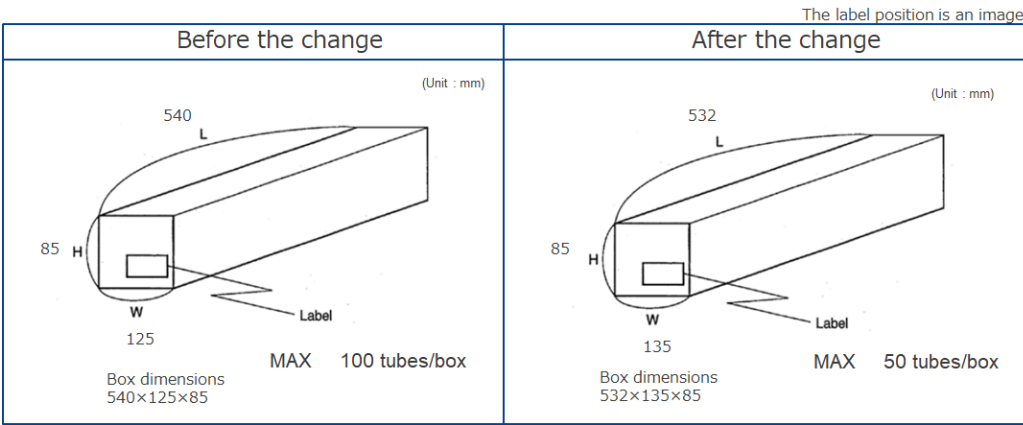
The size of the tube changes as shown below.  
This is the open products that have a proven track record in mass production.

Before(L×W×H), Number of packages	After(L×W×H) , Number of packages
530×13×3.4 (mm),Max100 pcs	507~509×8.4×4.0 (mm) ,Max90 pcs



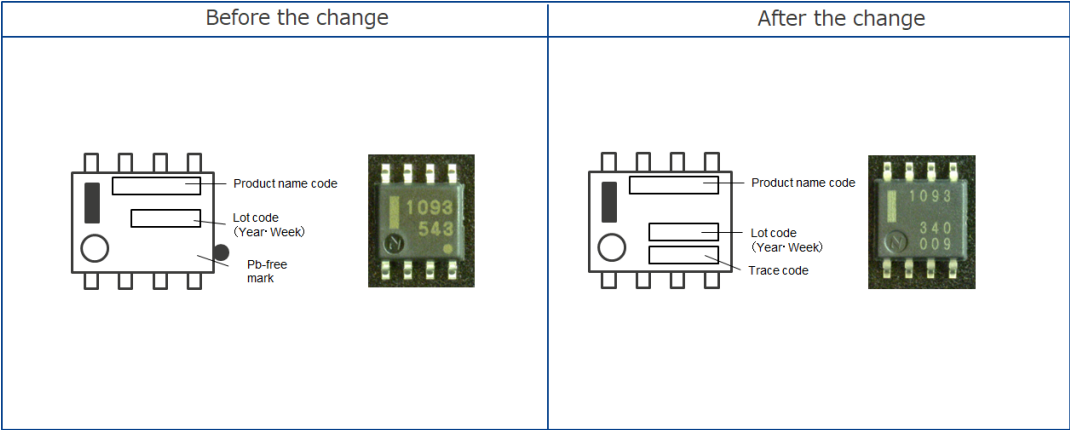
The size of the tube product packaging box changes as shown below.  
 This is the standard specifications that have a proven track record in mass production

Before (L×W×H)	After (L×W×H)
540×125×85 (mm)	532×135×85 (mm)



Product identification

The appearance (Font, Delete Pb-free mark, Add the trace code) of the Mark/ Package Outline of products is different, but Product name code/ Lot code of Mark/Package Outline information is the same.




Production sites can be identified by the Labels (Reels, interior boxes).

Examples of products that begin with UPC

Item	Before		After
End number of Part No	: -A	→	-AX
Internal control code	: 04	→	FH

Labels are images.



Qualification Status: Available from 10/31/2024.  
Sample Availability Date: ES 7/19/2024 , CS 10/31/2024

Device Material Declaration: Available upon request

Note:

1. Acknowledgement must be received by Renesas within 30 days or Renesas will consider the change as approved.
2. If timely acknowledgement is provided by Customer, then Customer shall have 90 days from the date of receipt of this PCN to make any objections to this PCN. If Customer fails to make objections to this PCN within 90 days of the receipt of the PCN then Renesas will consider the PCN changes as approved.
3. If customer cannot accept the PCN then customer must provide Renesas with a last time buy demand and purchase order.

For additional information regarding this notice, please contact your Renesas sales representative.